











Sun-loving Wildflower Kit



LOWER TRENT
CONSERVATION

		Name	Bloom	Height	Light
		<p>Hairy beardtongue <i>Penstemon hirsutus</i></p>	<p>late spring</p>	<p>1 ft</p>	<p>Full</p>
		<p>Wild strawberry <i>Fragaria vesca</i></p>	<p>early spring</p>	<p>0.5 ft</p>	<p>Full, Partial</p>
		<p>Black-eyed Susan <i>Rudabecia hirta</i></p>	<p>early summer</p>	<p>2 ft</p>	<p>Full, Partial</p>
		<p>Butterfly Weed <i>Asclepias tuberosa</i></p>	<p>early summer</p>	<p>2 ft</p>	<p>Full</p>
		<p>Mountain mint <i>Pycnanthemum virginianum</i></p>	<p>summer</p>	<p>3 ft</p>	<p>Full, Partial</p>
		<p>Wild bergamot <i>Monarda fistulosa</i></p>	<p>summer</p>	<p>3 ft</p>	<p>Full</p>

Native Wildflowers

Why: Native plants from the local ecological food web, support more biodiversity and wildlife than non-native plants. Anyone with a lawn or a little bit of land needing care can help nature by planting more native species. Even planting just one tree, or a few shrubs or some wildflowers can have a direct positive impact on our local ecosystem. As an added bonus, these attractive perennials are drought tolerant and will make your property look beautiful for years to come!

What: Each wildflower kit contains 18 native wildflowers (6 species x 3 pots per species). They are sun loving and drought tolerant plants mostly from the ecological food web of the Lower Trent watershed and Bay of Quinte region.

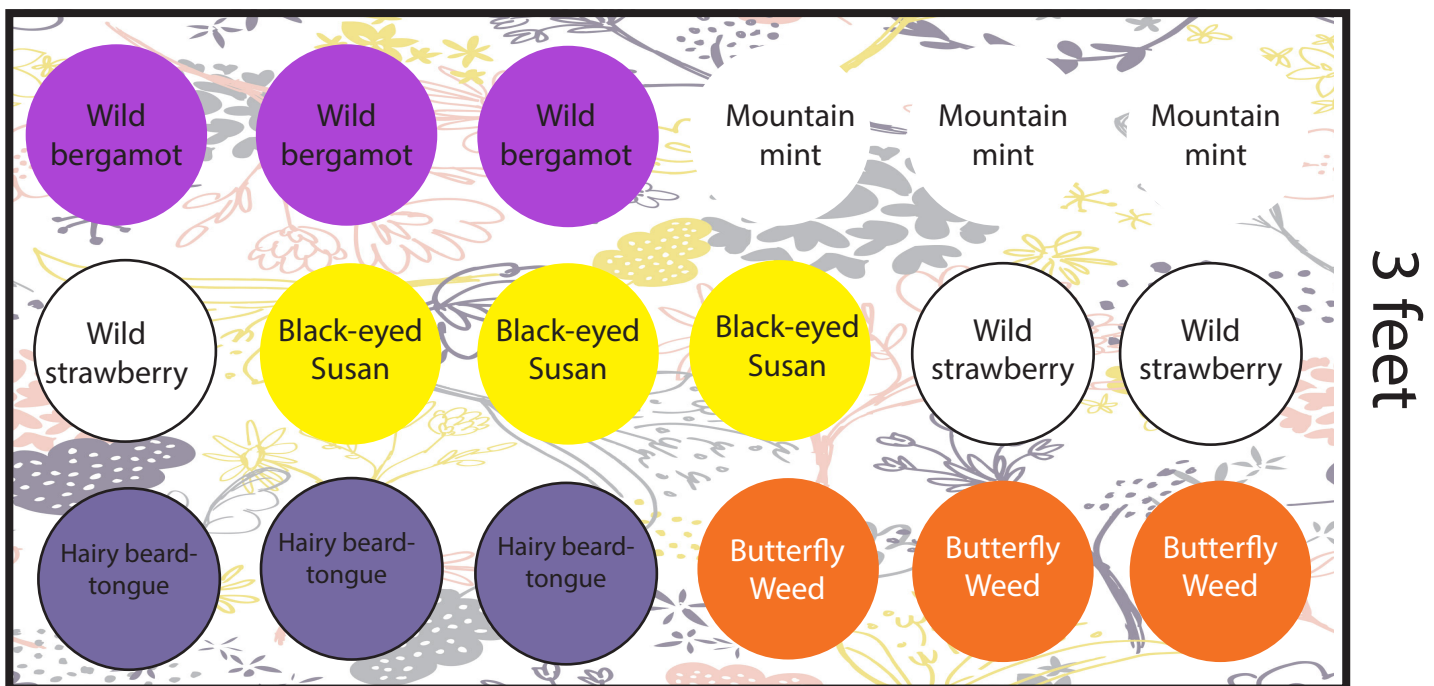
Where: Plant in full or part-sun (4 to 6+ hours of direct sunlight) in well-draining soils.

When: Plant in late May / early June once danger of frost has passed. If you can't plant within a few days of pick up, water the plants and keep them in a partly shaded location. The first year, the wildflowers will grow their root systems and will reach maturity in the second year. By the third year they will be fully established requiring little weeding and no watering.

Who: Plants are provided by Grow Wild Native Plant Nursery (Omemee). For more native species please contact other native plant nurseries around the Lower Trent watershed region including: Natural Themes (Frankford) and Native Plants in Clarendon (Pickering).

How: To prepare for planting, remove sod in an area of 18 square feet (plan on planting 1 wildflower per 1 square foot). Next, put down a 3-inch-thick layer of mulch on top of the bare sod-free soil. Plant wildflowers through the mulch into the soil. Water well after planting and once a week for the first growing season. Weed as necessary. No fertilizers or compost is required as native plants thrive in poor soils. Follow the planting plan below - planting the same species in a cluster of 3 plants, with taller plants at the back and shorter ones in front.

6 feet



(front of bed)